

What was it like?

4



1 What's the weather like?

Look at the picture. Sehen Sie sich das Bild an und kreuzen Sie an. Vergleichen Sie mit einem Partner.

1 What's the weather like?

- a It's nice and sunny. b It's cold and rainy.

2 When is it?

- a It's spring. b It's summer. c It's autumn. d It's winter.

- eine Urlaubsbroschüre lesen
- über einen Urlaub berichten
- eine Postkarte lesen
- Zeitangaben in der Vergangenheit machen und Fragen stellen
- einen Text mit einer Lebensgeschichte verstehen
- Ereignisse chronologisch wiedergeben

2 Welcome aboard

a Fill in the gaps. Notieren Sie die passenden Begriffe unter den Fotos.

beach : castle : food : island
 people : wildlife



1 _____

2 _____



3 _____

4 _____

5 _____

6 _____

b Read the text: What is it about? Lesen Sie und kreuzen Sie an, worum es geht.

- a camping tour a cruise a city tour



This tour takes you to the islands of the west of Scotland. Enjoy the amazing landscapes with long, white beaches, wild mountains and a large variety of wildlife. Good food, comfortable rooms and friendly people await you on our

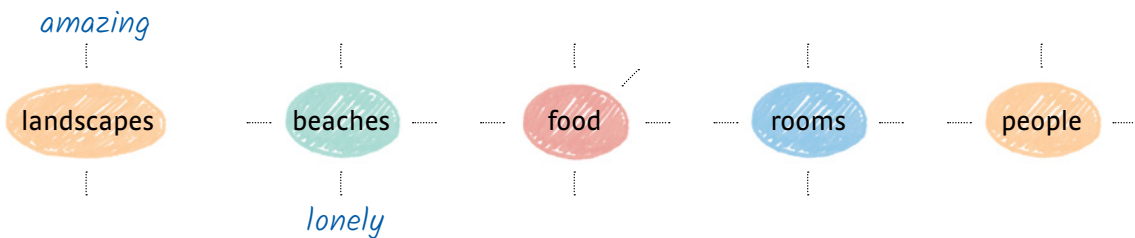
ships. Guided tours to the islands with their historic castles and wonderful gardens and a whisky tasting at a distillery are included.

Welcome aboard!



c Underline the adjectives. Unterstreichen Sie im Text die Adjektive (beschreibende Wörter wie *amazing*) und vergleichen Sie mit Ihrem Partner. Notieren Sie dann zu den fünf Mindmaps passende Adjektive aus dem Text und den Beispielen.

beautiful : clean : delicious : nice : unfriendly



d What's important for you on holiday? Welche der in 2c genannten Aspekte sind Ihnen im Urlaub wichtig? Gibt es noch andere Aspekte? Vergleichen Sie zu dritt.

- Clean rooms are very important for me. What about you?

3 We were in Switzerland last year



▶ 1/24

a Listen to Chris and Andreas. Auf einer Hebridenkreuzfahrt haben sich zwei Paare kennengelernt. Worüber unterhalten sich die Männer?

b Fill in the gaps. Hören Sie erneut und ergänzen Sie die Lücken.

- Well, Andreas, and how do you like this ship?
- ▲ It's great, Chris. And the weather's so _____ 1 today, warm but not hot.
- Yes, finally! It was really bad yesterday. So ... is this your first time on a cruise?
- ▲ Yes, it is. What about you?
- Ah, no, it's our third time. But the first time on this ship. Last year we were on the *Princess of the Isles*. The cabins weren't _____ 2 and the food wasn't really _____ 3, but the people were _____ 4.
- ▲ And what was the weather like?
- Well, it wasn't so _____ 5, it was quite cold and rainy, and windy too.
- ▲ So we're lucky this year! We always do different things. Last year we were in Switzerland. The tour with the glacier express was _____ 6.
- Were the Swiss people nice?
- ▲ Yes, they were very _____ 7. And we were lucky because it was a sunny day. The views were really _____ 8.
- Was it very expensive in Switzerland?
- ▲ Well, it wasn't cheap, but ... Oh, look, Jane and Helga are back! Hi there!
- How was the trip?

c Underline the verb forms. Unterstreichen Sie im Dialog die Formen des Verbs *to be*.

GRAMMAR

I, he, she, it	✓ was	x wasn't
we, you, they	✓ were	x weren't

GRAMMAR

Was	I, he, she, it	...	?
Were	we, you, they	...	?

d Match questions and answers. Verbinden Sie die Fragen mit den passenden Antworten.

- 1 Was the food good? a Yes, they were.
- 2 Was your room nice? b Yes, it was delicious.
- 3 Were the people friendly? c No, it wasn't. It was too small.
- 4 Were the beaches clean? d No, they weren't. They were unfriendly.

e Fill in the time. Ergänzen Sie aus 3b die passenden Zeitangaben.


- 1 The weather was really bad _____
- 2 They are lucky with the weather _____

GRAMMAR

~~~~~  
 The weather's very good **this year**.  
 ~~~~~

4 It's your turn

What was one of your last holidays like? Talk to a partner. Formulieren Sie Fragen zum Thema Urlaub (siehe 3) und stellen Sie sie Ihrem Partner.



Do you remember?

What was the weather like? Berichten Sie abwechselnd, wie das Wetter gestern, letzte Woche oder letzten Monat war.

- The weather was ... yesterday. Last week, it ... Last month, ...

5 The trip to the castle was amazing



1/25

a Listen. Hören Sie das Gespräch. Was haben Jane und Helga unternommen?

- Ⓐ a trip to a whisky distillery Ⓑ a trip to a castle Ⓒ tour of the gardens

b Fill in the gaps. Ergänzen Sie die Lücken und hören Sie zur Kontrolle erneut.

buy do have relax visit




1 _____ a guided tour




2 _____ a castle



3 _____ a souvenir



5 _____ a cup of tea



4 _____ on a deckchair

c Read in groups of three. Lesen Sie den Text zu dritt.

- How was the trip?
 - Amazing. First, we visited the castle.
 - ▲ Were there a lot of tourists?
 - No, there weren't too many. That was OK.
 - ◆ We also did a guided tour of the castle. It was really interesting!
 - Then we were a bit tired and had a cup of tea and a piece of cake in a café near the castle.
 - ◆ The lemon cake was homemade – it was delicious! Then we went to the souvenir shop and bought a few things ...
 - A few things??!
 - Don't worry, dear, I only bought a small vase and a postcard – or two ...
 - At about 3 o'clock, we walked back to the ship.
 - ◆ And what about you?
 - ▲ We had a fantastic day. First, we relaxed a bit in the sun, and then we had a whisky – or two.

GRAMMAR

Regelmäßige Verben

visit visited
walk walked
relax relaxed

Unregelmäßige Verben

do did
have had
go went
buy bought

- d **Put the sentences in the correct order.** Wer hat was gemacht?
Bringen Sie die Sätze in die richtige Reihenfolge.

bought postcards | had a cup of tea | had a whisky | relaxed in the sun
visited the castle | walked back to the ship | went to the souvenir shop

Jane and Helga _____


Chris and Andreas _____

- e **Fill in the gaps.** Ergänzen Sie die Postkarte mit den passenden Verben in der Vergangenheit.

Dear Sophie

We are in Scotland on holiday.
We _____ 1 a wonderful day here
yesterday. We _____ 2
a castle and saw a real Scotsman
in his kilt! We _____ 3
a few things and then we
_____ 4 along a long,
white beach. Andreas had fun on
the ship, too.
See you soon.

Love
Helga




To
Sophie Schneider
Am Schwimmbad 1
6318 Nussdorf
Austria

- f **What did you do on holiday? Talk to your partner.** Erzählen Sie Ihrem Partner, was Sie in einem Ihrer letzten Urlaube unternommen haben.
- I visited a castle and did a guided tour. I went to a nice café. I bought a few souvenirs.

6 It's your turn

Write your own postcard. Schreiben Sie eine fiktive Postkarte aus Ihrem Urlaub. „Senden“ Sie die Postkarte an eine andere Person im Kurs.



Do you remember?

Fill in the gaps. Notieren Sie die Verben in der Vergangenheit in die Lücken. Erzählen Sie dann in ein paar Sätzen von Ihrem letzten Wochenende.

buy | go | have | relax | visit | walk

I _____ 1 a nice weekend. I _____ 2 my friend. We _____ 3 on an interesting trip. We _____ 4 along the beach. We _____ 5 a lot of souvenirs. We _____ 6 in the sun.

7 An incredible story

a Read the story. Einer der Urlauber findet einen interessanten Artikel im „Oban Daily“. Welche Überschrift passt?

- Ⓐ From Dishwasher to Millionaire
- Ⓑ Activities in Scotland
- Ⓒ My Scottish Family

Fergus McFergusson was born in Tobermory on the Isle of Mull. His parents weren't rich – his father was a local fisherman. Fergus left school when he was 14. He first worked as a dishwasher and later as a chef on a cruise ship. He left the ship when he was 21 and started a new life in Canada. He became a very popular chef and soon had his own restaurant. He met his wife in Montreal and they got married in 1975. They lived in Montreal from 1975 to 1990 and then moved back to Scotland. They opened a



big hotel with an exclusive restaurant in Fort William in 1996 and later other hotels in Scotland. They both retired in 2012 and bought an old castle on the Isle of Mull which they opened for tourists. Sometimes you can see Fergus there in his traditional Scottish outfit. Fergus, the son of a local fisherman, went from dishwasher to millionaire and we are very proud of him. He celebrates his 70th birthday this week. Happy birthday, Fergus!

INFO



1964	nineteen sixty-four
2007	two thousand and seven
2016	two thousand and sixteen / twenty sixteen

b Tick what's true or false. Richtig oder falsch? Kreuzen Sie an.

- | | true | false |
|---|-----------------------|-----------------------|
| 1 Fergus retired in 1996. | <input type="radio"/> | <input type="radio"/> |
| 2 Fergus left school when he was 14. | <input type="radio"/> | <input type="radio"/> |
| 3 He worked as a dishwasher. | <input type="radio"/> | <input type="radio"/> |
| 4 He got married in 1978. | <input type="radio"/> | <input type="radio"/> |
| 5 He moved back to Scotland in 1990. | <input type="radio"/> | <input type="radio"/> |
| 6 He bought a restaurant on the Isle of Mull. | <input type="radio"/> | <input type="radio"/> |



c Complete the table. Sehen Sie sich die Verbformen bei 7a an und ergänzen Sie die Tabelle.

Regelmäßige Verben		Unregelmäßige Verben	
present simple	past simple	present simple	past simple
work	worked	leave	
	started	become	became
live			met
move		get married	
open		buy	
	retired	see	saw
			went

d Write the text in the past. Setzen Sie die Verben in die Vergangenheit.

McFergusson was born in Tobermory. He (leave) _____ 1 school when he was 14. Then, he (work) _____ 2 as a dishwasher. When he was 21, he (start) _____ 3 a new life in Canada. He (meet) _____ 4 his wife in Montreal. They (get married) _____ 5 in 1975. Back in Scotland, they (open) _____ 6 a big hotel in Fort William. Later, they (buy) _____ 7 a castle and (retire) _____ 8.

e Chain game. Zu dritt: Einer sagt ein Verb aus 7c, der zweite bildet die Form *past simple*, der dritte sagt einen Satz.

8 It's your turn

Draw your own time line. Skizzieren Sie einen Zeitstrahl und tragen Sie einige Ereignisse stichpunktartig ein. Erzählen Sie dann Ihrem Partner, was Sie wann erlebt haben.

- I left school in 1958. I met my wife when I was 24. First, we lived in ... Then we moved to ...



Do you remember?

Tell us about your life. Notieren Sie Aussagen über sich selbst, einige wahr, einige erfunden. Lesen Sie vor. Ihr Partner rät, welche stimmen.

- I lived in Monaco from 1969 to 1974.
- ▲ I don't think that's true.
- No, it's not. I lived in Bonn.
- I left school when I was 19.
- ▲ Yes, I think that's true.
- You're right, it is true.

9 Did he win the lottery?

- ▶ 1/26 a **Listen to the conversation.** Die Urlauber treffen sich auf dem Deck. Notieren Sie Stichworte, worüber sich die Leute unterhalten.



- b **Listen and match.** Hören Sie erneut und verbinden Sie.

- | | |
|---------------------------------------|---------------------------------|
| 1 Did Helga read the newspaper today? | a No, he didn't. |
| 2 Did he win the lottery? | b Yes, she did. |
| 3 Did they see him? | c Yes, they did! |
| 4 Did she take a picture of him? | d No, she didn't read it today. |

GRAMMAR

I, you, visit
Did he, she, it, meet ?
we, you, they ...

GRAMMAR

I, you, did.
Yes, he, she, it, did.
No, we, you, they didn't.

- c **Talk in pairs.** Überlegen Sie zu zweit: An welche Struktur erinnert die Fragekonstruktion mit *did*?

d **Complete.** Ergänzen Sie, sodass die Fragen zu den Antworten passen.

- 1 When _____ back to Scotland?
He moved back in 1990.
- 2 When _____ ?
They retired in 2012.
- 3 Where _____ from 1975 to 1990?
They lived in Montreal.
- 4 What _____ in 1996?
A big hotel with an exclusive restaurant.



GRAMMAR

When did _____ you, she, _____ leave school?
_____ they, ... _____ move to Scotland?

GRAMMAR

_____, she, they, ... _____ left school _____ in 1987.

e **Interview your partner.** Notieren Sie mit Hilfe der unten stehenden Wörter einige Fragen an Ihren Partner. Beantworten Sie gegenseitig Ihre Fragen (die Antworten dürfen wahr oder erfunden sein).


when | where | what

leave school | live | meet | get married | move | buy | retire | see | go

- When did you move to ...?
- Where did you go after that?
- ▲ Where did you live in 1990?
- ▲ What did you see on your trip to ...?

10 It's your turn

Important dates. Schreiben Sie drei Jahreszahlen, die für Sie bedeutsam sind, auf Kärtchen. Halten Sie die Kärtchen hoch, die übrigen Kurs- teilnehmer erfragen die Ereignisse. Wer richtig geraten hat, bekommt ein Kärtchen, die Person mit den meisten Kärtchen hat gewonnen.



- Did you meet your partner in 1989?
- Did you retire in 2015?
- ▲ No, I didn't.
- Did you move to Munich?
- Did you ...?
- Did you leave school in 1993?
- ▲ Yes, I did.
- Did you become a grandmother?



Das Gelernte anwenden: ein Interview in einer Radiosendung

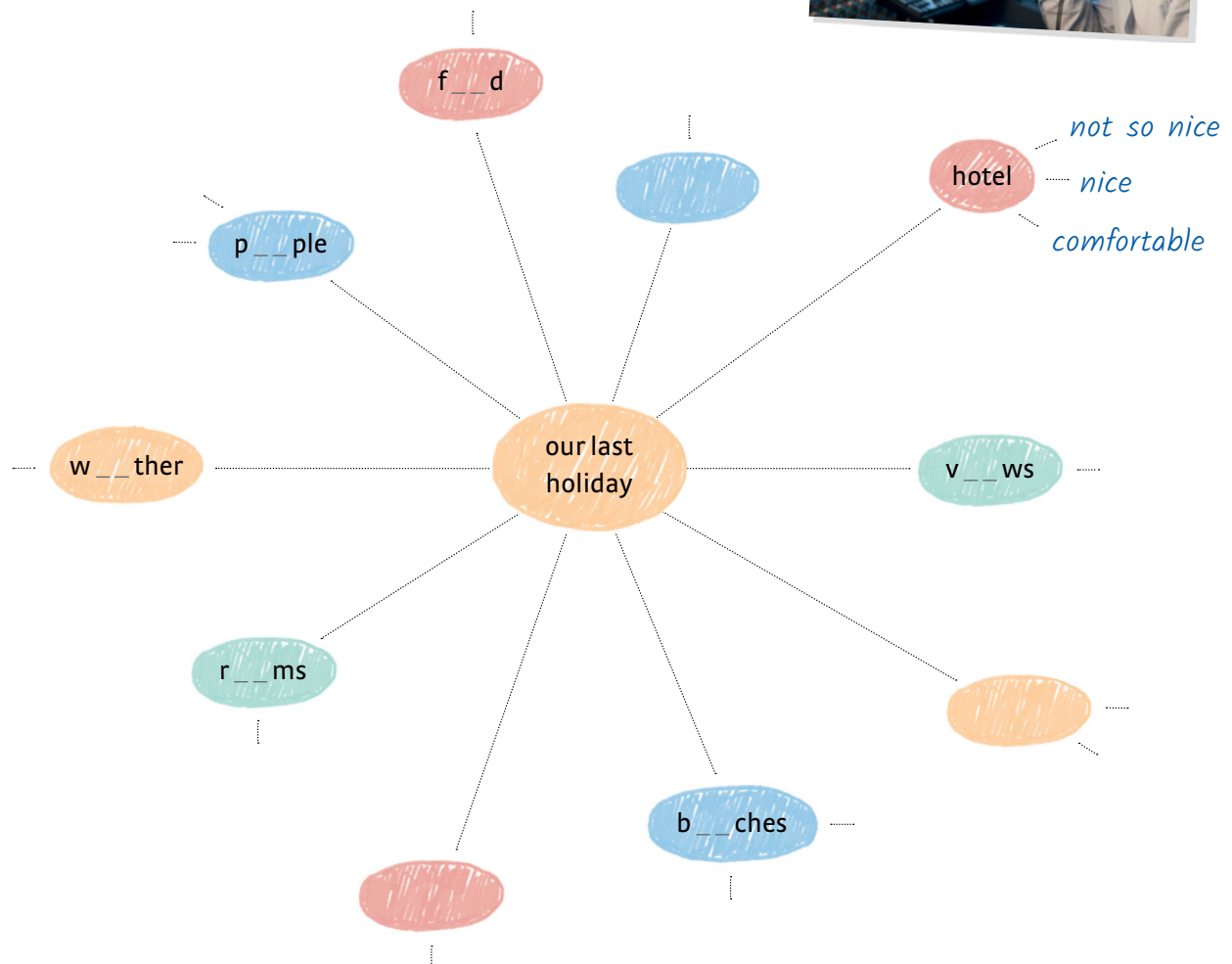
Das Ziel ist es, ein Interview für eine Radiosendung zusammenzustellen und in Form eines Rollenspiels durchzuführen.

Dazu müssen wir:

- ein Reiseziel auswählen,
- geeignete Redemittel und Wortschatz sammeln,
- uns Fragen und Antworten ausdenken und sie formulieren,
- den Dialog üben.

We're on the air!

- a An interview.** Teilen Sie sich auf in zwei Gruppen: Die einen arbeiten beim Radio, die anderen sollen über ihren letzten Urlaub befragt werden. Sammeln Sie in Ihrer Gruppe Themen, über die Urlauber in einem Interview befragt werden können.



- b Work in pairs or small groups.** Je ein bis zwei Radiomitarbeiter und ein bis zwei Urlauber arbeiten zusammen. Einigen Sie sich zunächst auf Urlaubsart und -ziel.



a city tour



a beach holiday



a cruise

RADIOMITARBEITER

- c Read and complete.** Lesen Sie die Einleitung und den Schluss des Interviews. Ergänzen Sie den Text so, dass er für Ihre Zwecke passt.

Interviewer: Hi, I'm XX from YY Radio. Today, we have ZZ here. ZZ was on holiday in / on
ZZ, where did you ...?

Interviewer: That was very interesting. Thank you very much for coming. Bye.

- d Write down questions.** Formulieren Sie Ihre eigenen Fragen für das Interview.

Where did you ...? Did you often ...?
When did you ...? Was there a ...?
What was ... like? What did you ...?

URLAUBER

- c Think about your holiday.** Überlegen Sie, wie Sie die einzelnen Aspekte in a fanden. Notieren Sie in der Mindmap Adjektive aus Ihrer Sicht.

- d Collect activities.** Notieren Sie mit Hilfe der Verben einige Aktivitäten, ähnlich wie in den Beispielen.

buy | have | get up | go
meet | relax | visit

I / We went in July.
There was a long, white beach.
I often got up late.
I went on a trip and visited the castle.
I sometimes read a book on the beach.
I met a lot of nice people.

- e Put the interview together.** Spielen Sie das Interview nun zu zweit oder in Vierergruppen. Die Radiomitarbeiter lesen ihre Einleitung vor und stellen Fragen, die Urlauber antworten. Denken Sie daran, die Abfolge des Geschehens mit kleinen Wörtern wie *first*, *then*, *after that*, *later* zu ordnen. Erzählen Sie auch, wie häufig Sie Dinge gemacht haben.

■ I often got up late. We usually ... I always ...

- f Complete your interview.** Überarbeiten Sie Ihr Interview und notieren Sie es schriftlich.

- g Practise and role-play.** Üben Sie das Interview und spielen Sie es im Kurs vor.

DID YOU KNOW?

▶ 1/27


The British Isles

I sle /aɪl/ ist ein anderes Wort für *island* und bedeutet „Insel“. Wie in dieser Lektion deutlich wurde, bestehen *The British Isles* – neben den zwei Hauptinseln *Great Britain* und *Ireland* – auch aus vielen anderen kleinen Inseln, z. B. *The Shetlands*, *The Isle of Man*, *Anglesey* (nahe Wales), *The Channel Islands* (vor Frankreich), *The Isle of Wight* (an der Südküste) und natürlich *The Hebrides*.

The Hebrides

T he Hebrides are a big group of islands to the west of Scotland. They are very beautiful and wild. There are *The Outer Hebrides*. They are far away from Scotland. Then there are *The Inner Hebrides*. They are very close to Scotland and sometimes connected by bridges. The islands

were made famous by the composer Mendelssohn. He wrote a piece of music called “The Hebrides” after he visited the islands in 1830.



The Sea

D as Meer hat im Leben und in der Kultur der Briten schon immer eine wichtige Rolle gespielt. Die Inseln – und später die Kolo-

nien – waren ja nur auf dem Seeweg erreichbar. Vor der Erfindung der Eisenbahn war der schnellste Weg von einem Ort zum anderen oft per Schiff die Küste entlang, und Großbritannien hat sehr viele Küsten! Segeln ist ein weit verbreitetes Hobby. Die Briten nennen sich „eine Nation von Matrosen“. Die britische Marine spielt noch immer eine große Rolle.



“Let’s go to the seaside”

T he British like to spend their holidays, or just their free time, by the sea. But they don’t spend their time there like the Germans or the Italians! The weather isn’t always very good, but they still (*trotzdem*) go on boats, go for walks or play golf. They go to a seaside café and drink tea and eat cakes, or they eat fish and chips or go to a seaside pub. But whatever they do, it’s always nice at the seaside!



Seafront and Brighton Pier, Brighton, UK

Sailing and sailors

S ailing is a very popular hobby in Britain and the British call themselves “A Nation of Sailors”. People often have holidays on boats – sometimes on lakes, rivers or canals.

Cover © Lulu/145/Ocean/Corbis | Piktogramm Ohr © Thinkstock/iStock/pking4th; Piktogramm Stift © Thinkstock/iStock/Ankudi | **S. 8:** oben © Hueber Verlag, München; unten © iStock/wickedpix | **S. 9:** London © iStock/Johnny Greig | **S. 10:** © Getty Images/E+/skynesher | **S. 11:** 1 © iStock/jaroon; 2 © iStock/summersgraphicsinc; 3 © iStock/nico_blue; 4 © Thinkstock/iStock/NAKphotos | **S. 13:** Margret © Thinkstock/Wavebreak Media; London © Thinkstock/iStock/fazon1; Tom © Thinkstock/iStock/monkeybusinessimages; San Francisco © Thinkstock/Creatas Images/Creatas | **S. 14:** iStock/oversnap | **S. 16:** Türklopper © iStock/JoeGough; Würfel © iStock/hocus-focus | **S. 20:** Frauen © iStock/Thomas_EyeDesign; Dudelsack © iStock/mipan; Edinburgh © Thinkstock/iStock/BMPix; Hadrian's Wall © iStock/Gannet77 | **S. 21:** © Shutterstock.com/bikeriderlondon | **S. 22:** Flaggen © fotolia/createur; 1 © PantherMedia/auremar; 2 © Thinkstock/Stockbyte | **S. 23:** © iStock/izusek | **S. 25:** © Thinkstock/iStock/Julija Sapic | **S. 26:** Hund © fotolia; Katze © fotolia/Jeancliac | **S. 29:** Irland © fotolia/Voyagerix | **S. 30:** oben von links © Thinkstock/iStock/Hardin56; © fotolia/theartofphoto; © Thinkstock/Photodisc/Michael Matisse; unten von links © Thinkstock/Digital Vision; © fotolia/Monkey Business; © Thinkstock/Wavebreak Media | **S. 31:** © iStock/wdstock | **S. 32:** Harfe © iStock/sbossert; King Charles III © Doug Peters/Alamy Stock; William & Kate © Thinkstock/Getty Images/Jeff J Mitchell; Irland © fotolia/ALCE; Flaggen © fotolia/createur | **S. 33:** Gymnastik © fotolia/fiore26; Mann © Thinkstock/iStock/Liv Friis-Larsen | **S. 34:** Sport © iStock/asiseeli; Fernsehen © Thinkstock/Pixland/Jupiterimages; Einkaufen & Bar © Thinkstock/Fuse; Essen © Thinkstock/Monkey Business Images; Schlafen © Thinkstock/Big Cheese Photo; Samuel © fotolia/Yuri Arcurs; Peter © Thinkstock/Stockbyte/Comstock Images; Lionel © Hueber Verlag, München/Florian Bachmeier | **S. 38:** Jahreszeiten © fotolia/rashadashurov | **S. 39:** © iStock/amriphoto | **S. 41:** © Thinkstock/Lisa Klump | **S. 43:** © Thinkstock/iStock/Robert Churchill | **S. 44:** Thanksgiving © Thinkstock/iStock/monkeybusinessimages; Truthahn © Thinkstock/iStock/Chepko Danil; Sankt Patrick's Day © Thinkstock/iStock Editorial/cezzar1981; Weihnachten © Thinkstock/iStock/Dawn Demaske; Independence Day © Thinkstock/Monkey Business Images Ltd; Wecker © Thinkstock/iStock/AKAVCI | **S. 45:** © iStock/zhuzhu | **S. 46:** 1 Scone Palace, Schottland © fotolia/JulietPhotography; 2 © fotolia/Monkey Business; 3 Schottland © fotolia/drimafilm; 4 © iStock/oversnap; 5 Bardsey Island © Shutterstock.com/JuliusKielaitis; 6 © fotolia/Erni; Schiff © Glow Images/Olaf Schubert | **S. 47:** © iStock/Alphotographic | **S. 48:** 1 © iStock/JohnFScott; 2 Holyroodhouse, Edinburgh © iStock/Gim42; 3 © Thinkstock/iStock Editorial/thehague; 4 © Thinkstock/Photodisc/Steve Mason; 5 © iStock/Soubrette | **S. 50:** © fotolia/steschum | **S. 51:** Isle of Mull © iStock/tompics | **S. 53:** Quiraing Mountains © Thinkstock/iStock/MartinM303 | **S. 54:** © iStock/Vetta Collection/sturti | **S. 55:** Dublin © Thinkstock/Photodisc/Digital Vision; St. Ives, Cornwall © iStock/George-Standen; Schiff © fotolia/Sven Ostheimer | **S. 56:** Segelschiff © Thinkstock/Zoonar RF; Landkarte © fotolia/Artalis; Neist Point Lighthouse, Skye © Thinkstock/iStock/munro1; Brighton Pier © iStock/LisaValder | **S. 57:** © Thinkstock/iStock/Catherine Yeulet | **S. 58:** a © fotolia/Lucky Dragon; b © Thinkstock/iStock/karammiri; c © iStock/bluestocking; d © Thinkstock/Ryan McVay; e © Thinkstock/iStock/Tamara Jovic; f © iStock/ranplett; g © fotolia/Tomboy2290; h © iStock/duncan1890; i © Thinkstock/iStock/msk.nina; j © Thinkstock/iStock/karandaev; k © Thinkstock/iStock/HandmadePictures; l © Thinkstock/Zoonar/P.Malyshev; m © iStock/deeepblue; n © Thinkstock/iStock/spetnitskaya nadya; o © fotolia/Angel Simon; p Mozzarella © Thinkstock/iStock/mayamo; Reibekäse © Thinkstock/iStock/Remains ; q © iStock/jerryhat; r © Thinkstock/iStock/NLAURIA | **S. 59:** © iStock/og-vision | **S. 60:** © Thinkstock/iStock/Tamara Jovic | **S. 62:** © Thinkstock/iStock/looby | **S. 63:** © fotolia/WavebreakMediaMicro | **S. 65:** © iStock/Squaredpixels | **S. 66:** © Thinkstock/iStock/tombaky | **S. 68:** Sandwich © fotolia/goodween123; Lord Sandwich © ddp images; scones © Thinkstock/iStock/threeseven; tea time © fotolia/fotek; Teekanne © iStock/MargoJH | **S. 69:** © iStock/SimmiSimons | **S. 70:** a Liverpool © iStock/dynasoar; b St James's Park, London © fotolia/Tony Baggett; c Trafalgar Square, London © fotolia/Dave Peck; d © iStock/track5; e © Thinkstock/iStock Editorial/icenando; f © iStock/skynesher; g © iStock/Whiteway | **S. 72:** 1 © iStock/lypnyk2; 2 © Thinkstock/Hemera; 3 © iStock/ARSELA; 4 © Thinkstock/iStock/tiler84; 5 © iStock/largeformat4x5; 6 © fotolia/Alexandra Karamyshev; 7 © Thinkstock/iStock; 8 © Thinkstock/Hemera/Roman Sigaev; 9 © fotolia/demidoff; 10 © iStock/DonNichols; 11 © Thinkstock/iStock/Suljo; 12 © Thinkstock/iStock/ronstik; 13 © Thinkstock/iStock/Digital Paws Inc.; 14 © Thinkstock/iStock/MaleWitch; 15 © Thinkstock/iStock/Anne-Louise Quarfoth | **S. 75:** Rock © fotolia/Alexandra Karamyshev; Shirt © fotolia/Tarshanova | **S. 76:** © Thinkstock/iStock/Marzia Giacobbe | **S. 77:** © iStock/SolStock | **S. 78:** © Thinkstock/Stockbyte/Comstock | **S. 80:** Kaufhaus © iStock/georgeclerk; Two Pence © Thinkstock/iStock/peterspiro; Konfektionsgröße © fotolia/Tarshanova; Pfund © Thinkstock/iStock/pjmorley; Maßband © fotolia/Stepan Popov | **S. 81:** Strand © Thinkstock/Hemera/Graça Victoria; Sightseeing © iStock/DavidCallan; Wandern © iStock/dchadwick | **S. 82:** Wandern © iStock/lucentius; Musik © iStock/bluebird13; Regent's Park, London © iStock/justhavealook; Radfahren, © Getty Images/E+/SolStock; Bar, Leeds © iStock/kelvinjay; Strand © Thinkstock/iStock/Chrisds | **S. 83:** Cottage © fotolia/leslie sanders; Royal Crescent, Bath © iStock/George Clerk; Dorset © iStock/DHSPphoto | **S. 85:** © Thinkstock/iStock/ian woolcock | **S. 86:** von links © Thinkstock/iStock/AVAVA; © iStock/penguenstok; © fotolia/contrastwerkstatt; © fotolia/Africa Studio | **S. 89:** © Thinkstock/iStock/camij | **S. 90:** Sandbanks © Thinkstock/iStock/ianwool; Poole © iStock/mrtom-uk; The Lighthouse © Lighthouse, Poole; Feuerwerk © Thinkstock/iStock/SamRyley; Bowling © iStock/webphotographer | **S. 91:** © iStock/nullplus | **S. 92:** Cricket © iStock/LanceB; American Football © Thinkstock/Getty Images/Andy Lyons; Olympic Park © Doug Peters/Alamy Stock Foto; Gassi gehen © Thinkstock/iStock/IvonneW; Golf © iStock/Don Nichols | **S. 93:** © Thinkstock/Pixland/Jupiterimages | **S. 94:** Frau © iStock/GlobalStock; Yoga © Thinkstock/Fuse/Michael Reh | **S. 97:** Symbole © Thinkstock/iStock/artecop2 | **S. 99:** © Shutterstock.com/Marius Pirvu | **S. 101:** Telefonieren © Thinkstock/Stockbyte; Fast Food © Thinkstock/iStock/matthewennispotography; Müdigkeit © iStock/DrGrounds; Erkältung © Thinkstock/iStock/Lisa F. Young | **S. 104:** NHS © Thinkstock/Getty Images/Cate Gillon; Hospital © Thinkstock/iStock/zdravkovic; Ambulanz © iStock/ilbusca; Arzt © iStock/monkeybusinessimages | **S. 105:** © Glow Images/Corbis/Hiya Images | **S. 106:** © iStock/whitemay | **S. 108:** Badewanne © Thinkstock/iStock/Maksym Bondarchuk; Internet © iStock/alexsl; TV © Thinkstock/iStock/Ljupco; Föhn © iStock/EuToch | **S. 109:** Writers Museum, Dublin © mauritius images/Alamy | **S. 110:** Wettersymbole © Grapic Burger/Gustavo Cramez; St. Patrick's Kathedrale, Dublin © Thinkstock/iStock/Pavel Losevsky | **S. 113:** © iStock/kulicki | **S. 115:** links © iStock/DavidCallan; rechts © olly - stock.adobe.com | **S. 116:** Molly Malone © fotolia/Laiotz; Trinity College, Dublin & Pub © iStock/sasar; Torquay © fotolia/Dual Aspect; Frühstück © iStock/Szakaly; Pub | **S. 118:** © iStock/Thomas_EyeDesign | **S. 119:** Mann © iStock/PinkTag; Frau © Hueber Verlag, München/Florian Bachmeier | **S. 120:** © Colourbox.de | **S. 121:** © fotolia/Rafa Irusta | **S. 126:** Paula © fotolia/goodluz; Lin © Thinkstock/iStock/XiXinXing; Joseph © Thinkstock/Ingram Publishing | **S. 127:** © PantherMedia/auremar | **S. 128:** © iStock/pixhook | **S. 129:** © iStock/srpphoto | **S. 135:** © Hueber Verlag, München/Florian Bachmeier | **S. 136:** 1 © fotolia/Delphimages; 2 © iStock/Flander; 3 © iStock/dolgachov; 4 © Thinkstock/Digital Vision | **S. 138:** Sportpiktogramme © fotolia/iconshow | **S. 143:** © bahadirbermekphoto - stock.adobe.com (KI-generiert) | **S. 144:** Loch Coruisk, Schottland © fotolia/Fabrizio Magoni | **S. 145:** © fotolia/contrastwerkstatt | **S. 146:** Post-its © Thinkstock/iStock/Paul IJsendoorn | **S. 148:** © Thinkstock/Hemera/Yuri Arcurs | **S. 150:** © iStock/paci77 | **S. 151:** Mozzarella © Thinkstock/iStock/mayamo; Zwiebel © Thinkstock/iStock/Tamara Jovic; Pilz © Thinkstock/iStock/msk.nina; Aubergine © Thinkstock/iStock/karandaev; Hackfleisch © Thinkstock/iStock/karammiri | **S. 154:** © iStock/WoodenDinosaur | **S. 156:** © Thinkstock/Monkey Business Images | **S. 158:** © iStock/George-Standen | **S. 160:** © iStock/nullplus | **S. 164:** © Getty Images/iStock/bulatovic | **S. 166:** © Thinkstock/Digital Vision/janie Airey | **S. 167:** © fotolia/megakunstfoto | **S. 169:** © fotolia/flairimages | **S. 170:** © Thinkstock/iStock/Pedro Macedo | **S. 172:** © Getty Images/iStock/Ridofranz | **S. 175:** © Thinkstock/iStock/style-photographs | **S. 177:** © iStock/Squaredpixels | **S. 178:** © Thinkstock/iStock/IvonneW | **S. 180:** © Thinkstock/iStock/kunertus | **S. 182:** Schlafzimmer © Thinkstock/iStock/rilueda; Frau © iStock/Maica | **S. 183:** Kathedrale, Durham © Thinkstock/iStock/Alan Crawford | **S. 184:** Bücher © Thinkstock/iStock/urfinguss; Kuchen © Thinkstock/iStock/Edward Westmacott; Einkauf © iStock/studiocasper; Sofa © iStock/jallfree; TV © Thinkstock/iStock/Ljupco; Topf © fotolia/womue; Tasse © Thinkstock/iStock/Merih Unal Ozmen; Golfball © iStock/wragg; Popcorn © iStock/powerofforever | **S. 186:** © Thinkstock/iStock/Mark Stout | **S. 188:** © Thinkstock/iStock/jjmm888 | **S. 189:** Wettersymbole © Grapic Burger/Gustavo Cramez | **S. 191:** Wettersymbole © Grapic Burger/Gustavo Cramez | **U3:** Karte © Digital Wisdom

Illustrationen: Michael Mantel, Lüneburg